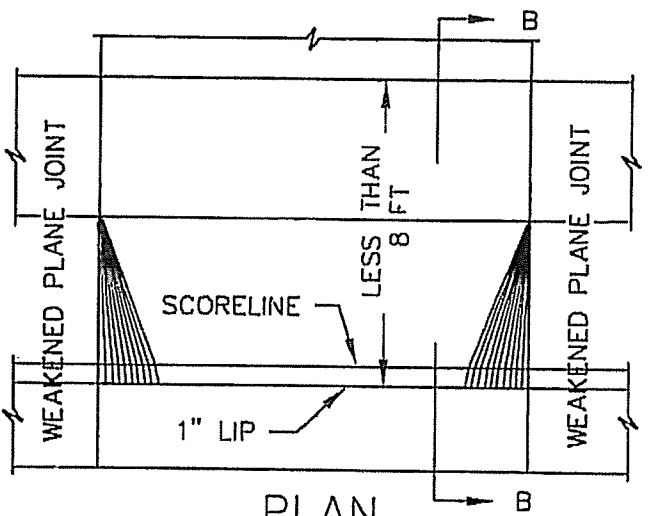
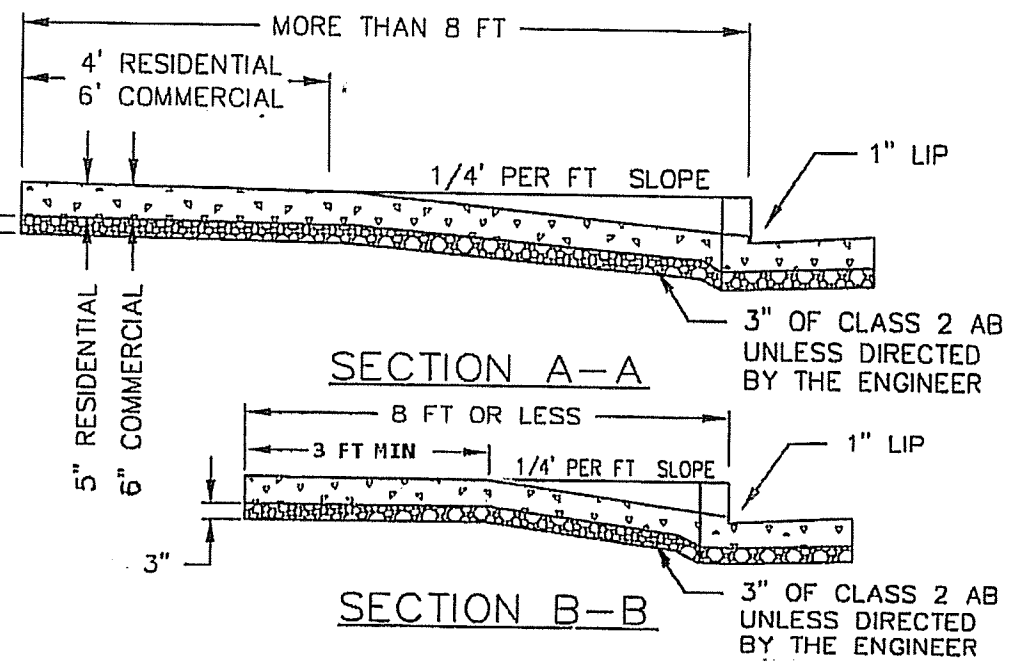


PLAN

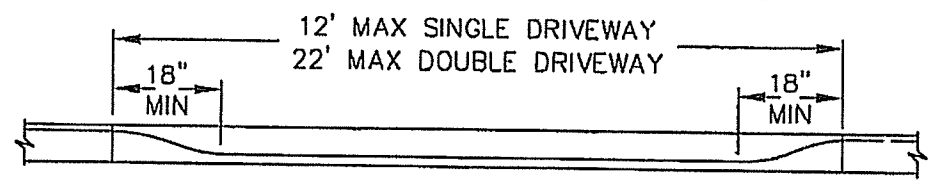


PLAN



SECTION A-A

SECTION B-B



ELEVATION

**NOTES:**

1. CONCRETE TO BE 1 1/2" MAX CLASS "B" MIX. (5 SACKS PER YD)
2. DRIVEWAY TO BE MONOLITHIC WITH CURB & GUTTER.
3. ADD LAMPBLACK AT 3/4 LBS PER YD.
4. DOWEL AND EPOXY (#4 @ 18" O.C. - 18" LONG) INTO ADJACENT CONCRETE.
5. OTHER DESIGN OPTIONS TO MEET ADA STANDARDS MAY BE ALLOWED BY CITY

**CITY OF EL CERRITO**

DATE: *23 Apr 10*

J BRADSHAW CITY ENGR PE #48845



<b>TITLE: STANDARD DRIVEWAY</b>			
DATE: APRIL 2010	SCALE: NO SCALE		
DRAWN: JJB	FILE NO.	SHEET NO.	
CHECKED: JJB		1 of 1	